

FUND DETAILS AND DATA

Share Class Information

Class E GBP Accumulation Shares
ISIN: IE00BDCY2J38

Class E EUR Accumulation Shares
ISIN: IE00BDCY2H14

Class E USD Accumulation Shares
ISIN: IE00BDCY2K43

Fund Type

Ireland domiciled UCITS
Authorised by the Central Bank of Ireland
No Net Leverage
Accumulation Shares
Daily Dealing

Annual Management Charge 1.00%

Initial Subscription Fee 2.00%

UCITS Management Company and Fund Manager

Equity Trustees Fund Services Ireland

Investment Adviser

WHIreland Ltd
(New Horizon Investment Advisory Unit)

Administrator / Depository / Custodian

Société Générale S.A.

Legal Advisers

McCann Fitzgerald

Auditor

Deloitte

CONTACT DETAILS

Tel: +353 (0) 1 6750 379

Fax: +353 (0) 1 6750 351

Service.Ta-Dublin@sgss.socgen.com

www.equitytrustees.com

Equity Trustees Fund Services Ireland

FUND OBJECTIVE

The Fund aims to deliver long-term capital growth by investing in a diversified portfolio of collective investment schemes, equities, bonds and other assets.

UCITS MANAGEMENT COMPANY AND FUND MANAGER

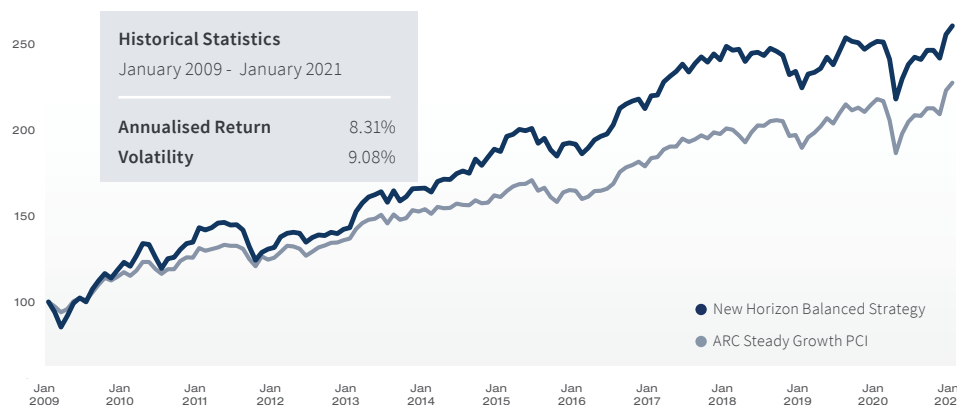
Equity Trustees was established in 1888 and offers a diverse range of financial services in the funds industry. With over \$60 billion in assets under administration it provides trustee services for 100+ leading international investment managers. Its recent European expansion has been organic and through acquisition. For more information about EQT please visit: www.equitytrustees.com.

INVESTMENT ADVISER

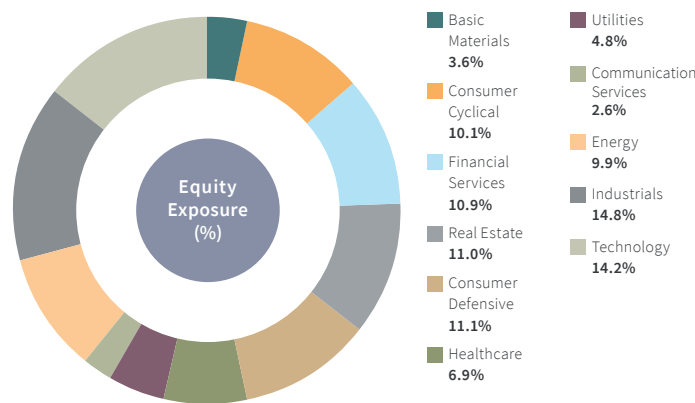
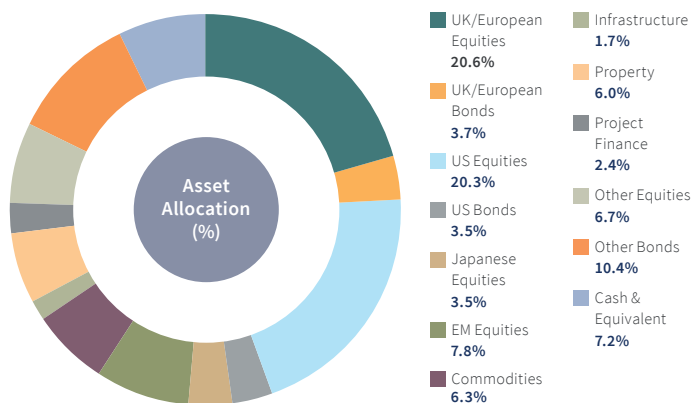
WHIreland is a long-established adviser for private wealth and offers a range of financial services in the UK and internationally from eight regional offices. It directly manages £3bn client assets and is a member of the London Stock Exchange. The New Horizon Fund Investment Advisory Unit, based in London, provides dynamic asset allocation models of stocks, bonds and funds for global pension providers, fund management groups, banks, trust companies and charities. The strategy it applies for investments into the TC New Horizon Global Balanced Fund is based on a Core & Satellite approach with around 80% of assets invested for long-term gains and up to 20% invested to enhance the overall return by actively exploiting shorter-term market opportunities. For more information about WH Ireland please visit www.WHIrelandplc.com.

HISTORIC STRATEGY PERFORMANCE (% RETURNS)*

YEAR	JAN	FEB	MAR	APR	MAY	JUN	JUL	AUG	SEP	OCT	NOV	DEC	ANNUAL RETURN
2020	-0.10	-4.04	-9.58	5.33	3.67	1.83	-0.60	2.28	-0.02	-1.90	5.70	2.00	3.62%
2019	3.57	0.39	1.00	2.76	-1.81	3.31	3.19	-0.81	-0.32	-1.54	1.07	0.76	11.98%
2018	-0.94	0.21	-2.88	2.00	0.23	-0.76	1.70	-0.66	-0.97	-4.66	0.83	-4.04	-9.94%
2017	0.18	3.55	1.42	1.19	1.87	-1.97	2.12	1.61	-1.23	1.97	-1.39	3.30	13.16%
2016	-2.93	1.83	2.46	1.08	0.73	2.72	4.65	1.17	0.85	0.55	-2.56	3.48	14.66%
2015	4.72	0.59	1.46	-0.36	0.72	-4.38	1.54	-3.43	-1.99	3.80	-0.40	-0.38	2.31%
2014	-1.35	3.68	0.80	-0.09	2.02	0.91	-0.81	4.70	-2.01	2.69	2.50	-0.71	12.79%
2013	6.57	3.27	2.17	0.84	1.10	-3.72	4.23	-3.63	1.61	2.87	0.02	0.16	16.10%
2012	4.61	1.63	0.32	-0.40	-3.67	1.93	1.18	-0.28	1.40	-0.59	1.77	0.68	8.72%
2011	-0.93	0.97	1.85	0.24	-0.98	0.08	-2.06	-6.76	-6.14	3.74	1.46	0.77	-7.98%
2010	-1.83	5.02	5.61	-0.42	-5.46	-5.26	4.75	0.60	3.71	2.60	0.66	6.18	16.38%
2009	-6.01	-9.29	7.64	8.04	3.22	-2.39	7.33	4.64	3.89	-2.35	4.10	3.77	22.95%



Note: For performance information since share class launch please refer to the relevant Key Investor Information (KIID) document. Asset Risk Consultants Steady Growth GBP PCI provides a comparative services and has been selected to show the performance of the strategy relative to others of a similar risk/return profile. Past performance is not necessarily a guide to future performance and investors may not receive back the full amount invested.



VARIABILITY OF RETURNS

The annual returns from the Fund will vary. The purpose of this section is to illustrate the extent of this potential variation in returns.

The Fund is managed so as to seek an annualised volatility of 12% and annual returns should be less volatile than those from a global fund consisting solely of equities. An investor exposed to this level of volatility might target an average annual return of 6%.

For this profile of expected return and volatility, the potential distribution of annual returns over a 40 year period is shown diagrammatically.

Returns may be expected to fall in the range of -6% to +18% in around 26 years out of 40. An annual decline in Fund value greater than 18% would be expected once in forty years.

There is no guarantee that the long term average return of the fund will be as high as 6% or that volatility will not exceed 12%.



This table details the expected distribution of annual returns produced by a fund generating a long term annualised return of 6% with annualised volatility of 12%.

The y axis is the number of years during a 40 year period which the return would be expected to fall within the specified ranges.

Important Disclosures: Before deciding to invest in the Fund, potential investors should read the latest prospectus and KIID for the TC New Horizon ICAV and Supplement in respect of the Fund and note the important regulatory disclosures and risk warnings, restrictions and acknowledgements contained therein. Readers should also note that, in some or all respects, the regulatory regime applying in the Republic of Ireland (including any investor protection or compensation schemes) may well be different from that of their home jurisdiction. Share class investment minimums are waived for life assurance companies.

This document is intended for information purposes only and does not constitute investment advice or an offer to sell or a solicitation to buy the products described.

*The past results and performance of the Fund and its share classes is in no way indicative of the future returns or success of the Fund and its share classes. Historical portfolio statistics are based on a similar portfolio and strategy managed by the New Horizon Fund Advisory Unit at WHIreland, denominated in GBP, and have been generated by WHIreland using a number of data sources. Data are stated net of annual management charges and taxes. Statistics from February 2018 are based on performance of the TC New Horizon Balanced Fund D Acc GBP until March 30 2018 at which point it is based upon the E GBP share class. 'Annual Management Charge' refers to the Investment Management and Distribution Fee as set out in the Fund Prospectus.

Prospective investors should seek independent financial advice. Copies of the prospectus, supplement and the KIIDs are available from Equity Trustees Fund Services (Ireland) Limited, 56 Fitzwilliam Square North, Dublin 2, D02 X224, Ireland or at www.equitytrustees.com.

The Fund is authorised and regulated in the Republic of Ireland by the Central Bank of Ireland. This document was created and published by Equity Trustees Fund Services (Ireland) Limited which is authorised and regulated in the Republic of Ireland by the Central Bank of Ireland (C183076).