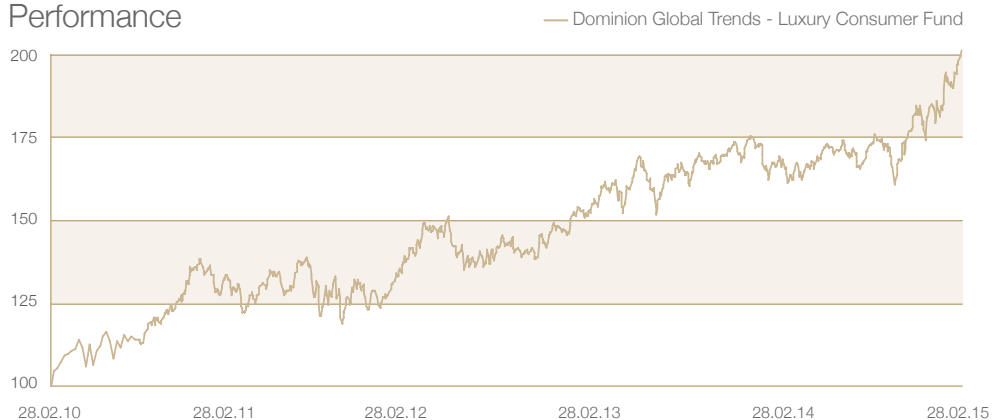


LUXURY CONSUMER FUND

Global Trends Luxury Consumer Fund seeks to achieve medium to long-term growth for investors by investing in the global companies in the luxury or discretionary spending sector. The Fund's portfolio typically represents many of the best-known global luxury brands which have appeal to both wealthy or affluent consumers as well as the global trend in luxury consumption driven by the developing markets.

Performance



Performance %	1 Month	1 Year	3 Years	4 Years	5 Years
EUR CLASSES*	5.37%	20.04%	42.92%	55.69%	102.95%
USD CLASSES*	4.65%	-3.48%	17.05%	24.07%	63.71%
GBP CLASSES*	1.65%	3.90%	17.94%	27.56%	57.80%

Full Year	2014	2013	2012	2011	2010
EUR CLASSES*	5.13%	20.37%	15.50%	-5.29%	36.50%
USD CLASSES*	-8.57%	25.06%	17.12%	-8.36%	27.59%
GBP CLASSES*	-3.62%	21.05%	11.88%	-7.67%	31.87%

Performance data supplied by Bloomberg.

*All performance and other statistics relate to the Euro, USD and GBP IC share classes as at the publication date. The core portfolio of the Luxury Consumer Fund is denominated in Euros and all share class performances relate to this underlying portfolio. Differences in performance for share classes in USD and GBP is purely as a result of currency movements.

Top 5 performing holdings during February 2015

PANDORA JEWELRY	+28.34%
ESTEE LAUDER	+18.09%
NORWEGIAN CRUISE LINE	+13.64%
CHRISTIAN DIOR	+12.93%
STARWOOD HOTELS & RESORTS	+12.54%

Source: Bloomberg

Top 10 Equity Holdings (as at 28/02/2015)

(% of NAV)

Salvatore Ferragamo	4.70%	Intercontinental Hotels	3.98%
Burberry	4.67%	Michael Kors	3.93%
Nike	4.31%	Marriott International	3.74%
Lindt & Sprüngli	4.05%	Starbucks	3.71%
Macy's	3.99%	VF Corporation	3.67%

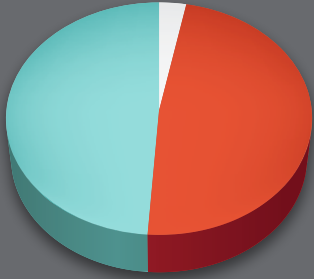
Fund Information

Number of Positions	37
Standard Deviation	9.13%
Sharpe Ratio	1.54

Source: Bloomberg. Data annualised since inception.

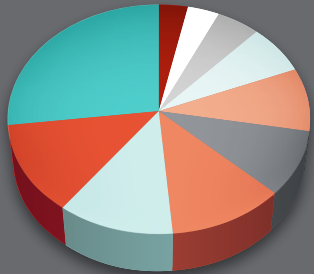


Geographic & Sector Distribution



Geographic Distribution by Domicile

Asia	3.28%
Europe	48.06%
America	48.66%



Sector Allocation

Technology	3.34%
Cosmetics	3.62%
Accessories	5.15%
Transportation	6.93%
Sports	8.79%
Other	9.33%
Beverages & Food	11.46%
Watch, Jewellery & Optics	11.71%
Luxury Lodging & Gaming	12.78%
Apparel & Shoes	26.90%

General Information - EUR / USD / GBP

Fund Manager	Dominion Fund Management Limited
Investment Manager	Dan Gianera
Trading Frequency	Daily

EUR

Share Classes	EUR IC	EUR DC	EUR A	EUR B	EUR C
Launch Date	04.06.2007	04.06.2007	09.10.2010	24.08.2012	30.01.2015
Minimum Investment	EUR 2,500				
ISIN Code	MT7000004115	MT7000004107	MT7000001368	MT7000005898	MT7000012753
Bloomberg Ticker	DOMCHEI MV	DOMCHED MV	DOMCHEA MV	DGTCNEB MV	DGTCNEC MV
EMX Participant ID/Funds	DOMIN/CHIC EUR IC	DOMIN/CHIC EUR DC	DOMIN/CHIC EUR A	DOMIN/CHIC EUR B	DOMIN/CHIC EUR C
SEDOL	B3KJXY2	B3PZKB1	B61WRT4	B7T2Q18	BSTLDZ5
Annual Management Charge	2.10%	2.10%	2.10%	2.10%	2.10%

USD

Share Classes	USD IC	USD DC	USD A	USD B	USD C
Launch Date	04.06.2007	04.06.2007	09.10.2010	24.08.2012	30.01.2015
Minimum Investment	USD 2,500				
ISIN Code	MT7000004099	MT7000004081	MT7000001376	MT7000005906	MT7000012761
Bloomberg Ticker	DOMCHUI MV	DOMCHUD MV	DOMCHUA MV	DGTCNUB MV	DGTCNUC MV
EMX Participant ID/Funds	DOMIN/CHIC USD IC	DOMIN/CHIC USD DC	DOMIN/CHIC USD A	DOMIN/CHIC USD B	DOMIN/CHIC USD C
SEDOL	B3Q2PW7	B68KVK0	B62THV0	B7W32R6	BSTLF04
Annual Management Charge	2.10%	2.10%	2.10%	2.10%	2.10%

GBP

Share Classes	GBP IC	GBP DC	GBP A	GBP B
Launch Date	04.06.2007	04.06.2007	09.10.2010	29.09.2014
Minimum Investment	GBP 2,000			
ISIN Code	MT7000004032	MT7000004065	MT7000001350	MT7000012142
Bloomberg Ticker	DOMCHSI MV	DOMCHSD MV	DOMCHSA MV	DGTCHGB MV
EMX Participant ID/Funds	DOMIN/CHIC GBP IC	DOMIN/CHIC GBP DC	DOMIN/CHIC GBP A	DOMIN/CHIC GBP B
SEDOL	B677XM8	B3N96Q2	B65QFF4	BRB31D6
Annual Management Charge	2.10%	2.10%	2.10%	2.10%

Important Notes

"Global Trends Luxury Consumer Fund" or "Luxury Consumer Fund" or "Fund" or "CHIC" refers to the Dominion Global Trends - Luxury Consumer Fund a sub fund of Dominion Global Trends SICAV p.l.c., regulated by the Malta Financial Services Authority, the Fund is recognised by MAS in Singapore and in the UK with Financial Conduct Authority reference number 532412 (for GBP share classes only).

This document is not designed to be comprehensive and must be read in conjunction with the main prospectus and offering supplement of the Fund which provide full details and important information about the Fund and are available to download from www.dominion-funds.com. This report contains commentary and represents the views and opinions of the author. Whilst care has been taken with the preparation of this commentary, the contents should not be taken as advice of any kind to any party.

The risk profile of the Fund will be typical of other pure equities based funds and market movements may cause the value of investments and any income from them, to go down as well as up. Past performance is not indicative of future results. Returns may increase or decrease as a result of any currency fluctuation.

This document is not an offer for sale. If you are considering an investment or would like to find out more please contact your professional advisor so they can advise you. Use or copying of the information is not permitted without the prior written consent of Dominion Fund Management Limited.

© 2015 Dominion Fund Management Limited ("DFML"). All rights reserved.

DFML is licensed by the Guernsey Financial Services Commission under the Protection of Investors (Bailiwick of Guernsey) Law 1987, as amended. DFML is a member of the Dominion Group of companies. Registered Office: Ground Floor, Tudor House, Le Bordinge, St Peter Port, Guernsey, GY1 1DB. Company no. 42592