

BGF Asian Dragon D2

Morningstar Analyst Rating™
Bronze

Morningstar® Benchmark
 MSCI AC Asia Ex Japan NR USD
 Used throughout report

Fund Benchmark
 MSCI AC Asia Ex Japan NR USD

Morningstar Rating™
 ★★★★★

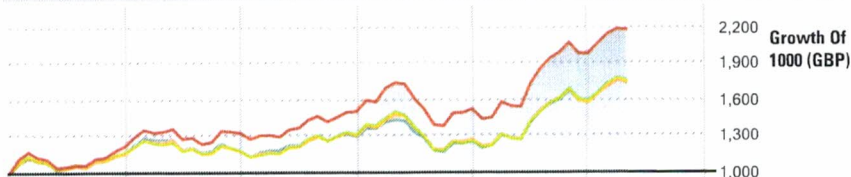
Morningstar® Category
 Asia ex Japan Equity

IMA Sector
 Asia Pacific Excluding Japan

Investment Objective Summary

The Asian Dragon Fund seeks to maximise total return. The Fund invests at least 70% of its total assets in the equity securities of companies domiciled in, or exercising the predominant part of their economic activity in Asia, excluding Japan.

Performance



	2012	2013	2014	2015	2016	2017-04
Fund	22.20	9.13	13.16	1.20	30.04	10.05
+/- Benchmark	5.21	7.97	1.84	5.10	4.27	-0.60
+/- Category	6.91	6.66	2.11	3.83	6.82	-0.61
+/- IMA Sector	5.72	7.36	3.58	4.13	4.11	0.39

Risk Measures

3Y Alpha	3.42	3Y Sharpe Ratio	1.16
3Y Beta	1.02	3Y Std Dev	15.66
3Y R-Squared	96.46	3Y Risk	High
3Y Info Ratio	1.23	5Y Risk	High
3Y Tracking Error	2.97	10Y Risk	-

Calculations use MSCI AC Asia Ex Japan NR USD (where applicable)

Trailing Returns %

	Fund	+/- Bmk	+/- Cat
3 Months	2.20	-1.67	-1.96
6 Months	11.00	-1.58	-1.04
1 Year	48.24	0.97	3.19
3 Years Annualised	17.98	3.74	3.06
10 Years Annualised	-	-	-

Data Through 19/05/2017

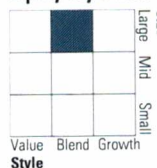
Quarterly Returns %

	Q1	Q2	Q3	Q4
2017	10.41	-	-	-
2016	3.87	9.64	14.71	-0.45
2015	12.77	-5.20	-13.97	10.03
2014	-1.40	4.50	3.64	5.96
2013	9.25	-3.91	-1.96	6.03

Portfolio 30 Apr 2017

Asset Allocation %	Long	Short	Net
Stocks	96.12	0.00	96.12
Bonds	0.00	0.00	0.00
Cash	3.52	0.42	3.10
Other	0.78	0.00	0.78

Equity Style Box™

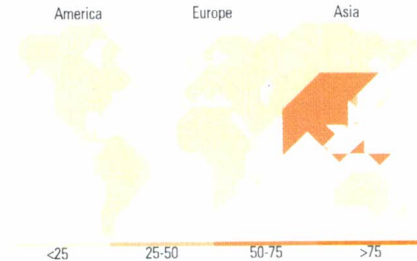


Mkt Cap %

	Fund
Giant	61.82
Large	30.33
Medium	7.64
Small	0.21
Micro	0.00

Average Mkt Cap (Mil)

	Fund
Ave Mkt Cap USD	26,526.6



Top Holdings

Holding Name	Sector	%
Tencent Holdings Ltd	Technology	6.08
Samsung Electronics Co Ltd	Consumer Cyclical	5.60
China Construction Bank Corp H	Financial Services	3.52
Alibaba Group Holding Ltd ADR	Consumer Cyclical	3.18
Taiwan Semiconductor...	Technology	3.11
China Life Insurance Co Ltd...	Financial Services	2.71
BlackRock ICS USD Liquidity...	-	2.13
Bank Of China Ltd H	Financial Services	2.12
Doosan Bobcat Inc	Consumer Cyclical	2.08
POSCO	Basic Materials	2.06
Assets in Top 10 Holdings %		32.59
Total Number of Equity Holdings		78
Total Number of Bond Holdings		0

Stock Sector Weightings %

	Fund
Cyclical	51.68
Basic Materials	10.49
Consumer Cyclical	12.89
Financial Services	24.58
Real Estate	3.72
Sensitive	37.56
Communication Services	-
Energy	8.33
Industrials	6.89
Technology	22.34
Defensive	10.76
Consumer Defensive	2.05
Healthcare	2.03
Utilities	6.68

World Regions %

	Fund
Americas	1.65
United States	1.65
Canada	0.00
Latin America	0.00
Greater Europe	0.01
United Kingdom	0.00
Eurozone	0.01
Europe - ex Euro	0.00
Europe - Emerging	0.00
Africa	0.00
Middle East	0.00
Greater Asia	98.34
Japan	0.00
Australasia	0.00
Asia - Developed	33.60
Asia - Emerging	64.74

Operations

Fund Company	BlackRock (Luxembourg) SA	Domicile	Luxembourg	Minimum Initial Purchase	100,000 USD
Phone	+44 20 77433000	Currency	USD	Minimum Additional Purchase	1,000 USD
Website	www.blackrock.com	UCITS	Yes	Initial Charge	5.26%
Inception Date	20 Feb 2009	Inc/Acc	Acc	Total Expense Ratio	1.10%
Manager Name	-	ISIN	LU0411709560	Dividend Paying Frequency	-
Manager Start Date	28 Nov 2012	IMA Sector	Asia Pacific Excluding Japan	Last Distribution Date	-
NAV (19 May 2017)	USD 41.30	In-house ISA	Yes		
Total Net Assets (mil)	3,467.74 USD	scheme			